

DUO SANITARY CONTAINER

DUO is the state-of-the-art sanitary container, designed with separate sections for women and men to offer the highest level of comfort and hygiene. The container is equipped with a high performance heating and ventilation system for user comfort, as well as a non-slip floor for added safety. The container can be outfitted with power generators to ensure uninterrupted operation during a power outage.
















- Efficient Climate Control: Equipped with a robust, high performance heating and ventilation system for optimal conditions.
- Enhanced Safety: A non-slip floor prioritizes safety and comfort.
- Reliable Hot Water: Integrated heaters provide continuous access to hot water.
- Flexible Waste Management: Can be connected to an external waste tank in locations without direct sewer access.
- Uninterrupted Power Supply: Can be outfitted with power generators to ensure operation during power outages.
- We offer a waste removal and cleaning service for easy maintenance.



DUO SANITARY CONTAINER

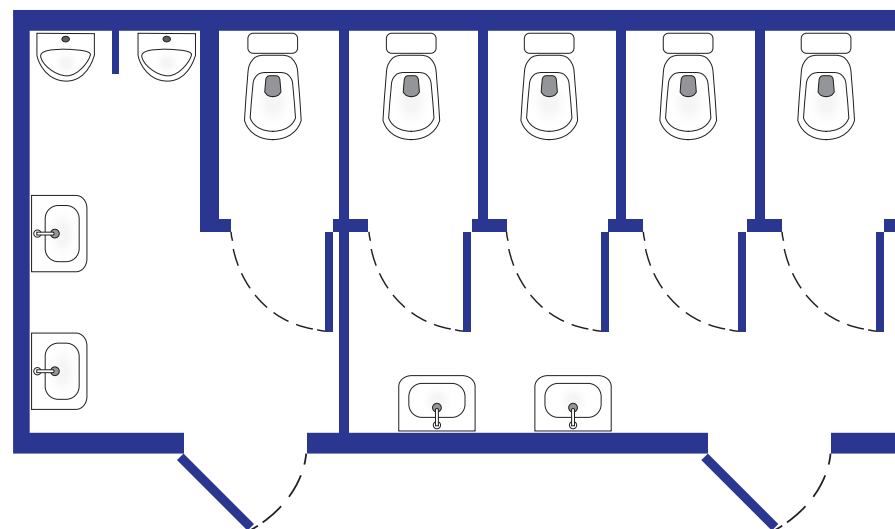



Facilities:

- | | |
|--|--|
|  4 toilets |  1 toilet |
|  2 washbasins |  2 urinals |
|  2 mirrors |  2 washbasins |
|  Paper towel holder |  2 mirrors |
|  Soap dispenser |  Paper towel holder |
|  Water heater |  Soap dispenser |
|  Electric heater |  Water heater |
| |  Electric heater |

Other product options are available. Contact us for more information.

Technical data: power connection: 400V, 32A; water connection: 3/4" pipe; sewage connection: PVC pipe ø110.



CHECK
ONLINE

